


Backyard

UNLIMITED
Accessory Structures



Sheds



A Reminder for our Customers

We are more than just an ordinary shed company. We design and manufacture our structures to meet each customer's individual need. We strive to bring you a high-quality product with many features that make a better looking and longer lasting building. We are here to make your backyard structure dreams come true!

Remember, we are more than just an ordinary shed company.



Your Idea
for your Space



Sheds

Transforming Backyards Since 2009

Backyard Unlimited is owned by the Nathan Martin Family. Nathan was born and raised in Lancaster County Pennsylvania, in the heart of Amish country. After moving to California in 2007 and working in the shed industry for a couple of years, Nathan noticed that California needed a shed supplier who could offer the same quality and value that he remembered from his Amish neighbors back in Pennsylvania. In August 2009, we partnered with the Amish from back home and began Backyard Unlimited as California's first local Amish-made shed supplier.

"We love this shed! Far exceeding our expectations. The crew who installed our shed were professional and efficient. Quality is outstanding! From our first call with Backyard Unlimited to the time the shed was installed, finished with this beautiful color, our experience was exceptional. Well Done Backyard Unlimited!"

- Google Review



Discover Why You Should Buy From *Backyard Unlimited*

REDEFINING BACKYARD STRUCTURES

The first thing you'll notice about our buildings is the rich details that enhance your landscape and home value. From larger overhangs and distinctive options to high quality materials, you'll see the difference immediately! We invest our time into each one of our structures, providing it with superior strength and durability that ensures that our buildings will last for many generations.



FAMILY RUN BUSINESS

We are a family owned business where each customer is highly valued. We are committed to customer service from your first call to the delivery of your structure. You'll talk with people who give you the personal attention you deserve.



PROFESSIONAL INSTALLATION

We take pride in every job we undertake. Our installation crew has been trained to use the best practices to ensure smooth installation and your complete satisfaction.



Choose Your Style



Studio 7



Garden Shed 9



A-Frame 11



Colonial Garden Shed 12



Victorian 17



Multi Car Garage 23



Horse Structures 25

A Simple Step by Step Process to Create Your Own DreamSpace



1

Select the style:

Something to match the design of your home or a style that matches your personal taste?



2

Choose the size:

Make sure it's big enough to grow into - a common customer regret is choosing too small of a size.

5



Garden Quaker 13



Quaker 15



High Barn 16




New England Barn 19



One Car Garage 21



Options 28



Choose your design options:
Choose your doors, windows, roof, color, and upgrades



Choose your site prep:
Choose a crushed stone or cement pad to extend your shed's life



Studio



8



7

A 10'x20' Lap Siding • B 12'x18' Board & Batten • C 12'x16' Lap Siding



MODERN | ELEGANT





A

Garden Shed

#1 IN DESIGN | SIMPLE TO CUSTOMIZE





A 10'x14' Lap Siding • B 12'x16' Traditional Vinyl • C 10'x16' Board & Batten • D 10'x16' Lap Siding



A



B

A-Frame



C

WORKSHOP

ORGANIZED STORAGE



HISTORIC | MAJESTIC | EXCLUSIVE



Colonial Garden Shed



A 10'x18' Hardie Board • B 10'x14' Lap Siding • C 12'x16' Lap Siding

A TRADITIONAL
CARRIAGE HOUSE DESIGN



Garden Quaker



A



B



C

A 10'x16' Dutch Lap Cedar • B 12'x20' Lap Siding • C 12'x14' Smartpanel



A



B



C

Quaker

*FIND WHAT YOU WANT
WHEN YOU NEED IT*





High Barn



THIS DUTCH DESIGN ALLOWS FOR
GREAT LOFT SPACE



A 12'x20' Smartpanel • B 12'x20' Vinyl • C 12'x28' Smartpanel




Victorian





MATCH YOUR HOME'S ROOF STYLE

A 12'x20' Lap Siding • B 12'x16' Stone & Stucco • C 12'x16' Hardie Plank



New England Barn

OLD WORLD CRAFTSMANSHIP





A 12'x24' Smartpanel • B 12'x14' Board & Batten • C 12'x24' Smartpanel • D 12'x36' Smartpanel

A



C



A 12'x24' Custom Vinyl Garden Shed Garage • B 14'x24' Lap Siding Garden Shed Garage



Single Car Garage




GET YOUR GARAGE BACK

Inquire about our garage brochure



Multi Car Garage





MAN CAVE - REC ROOM - OFFICE

Inquire about our garage brochure



A 24'x36' Custom Hardie Board & Batten • B 24'x24 Smartpanel • C 24'x24' Smartpanel

A



Horse Structures



B





C



D



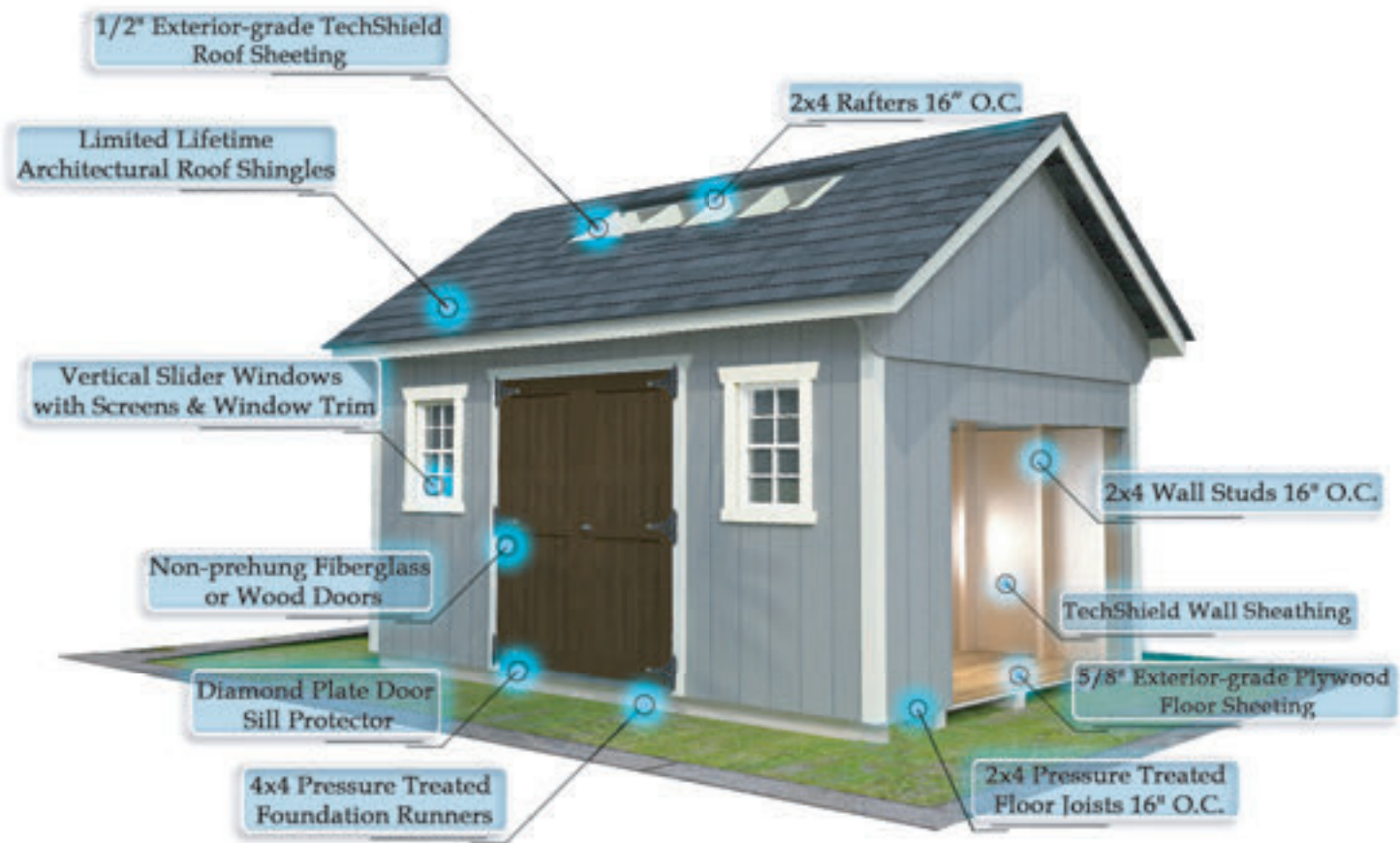
E

HORSE BARNS | TACK ROOM

HORSE RUN-INS | OVERHANG

C 12'x20' Smartpanel Horse Barn • D 10'x40' Board & Batten Horse Barn • E 10'x20' Board & Batten

Specifications & Site Preparation



Site Preparation

Create a level frame with 4x4 or 4x6 pressure treated timbers
Frame should be at least 12" wider and longer than building dimensions
Evenly fill with at least 3" of 3/4" modified stone



Upgrades

Storage & Electrical



Pegboard, Workbench, & Shelving



Loft



Electrical Package

Venting Options



Basic Vent



Large Gable Vent



Roll Vent




Soffit Vent

Floor Options



Ramp



Tongue & Groove 2 x 8 Flooring

Roof Options

Dormers



Shed Dormer

Reverse Gable Dormer

Cape Cod Dormer

Roofing Options



Architectural
Asphalt Shingles



Cedar Shakes



Metal Roofing



Standing Seam
Metal Roofing
with Optional Snow Guards

Siding Options



Smartpanel



LP Lap Siding



Hardie Plank



Dutch Lap Vinyl



Traditional Lap Vinyl



Beaded Vinyl



Board & Batten



Cedar Shake



Stucco

Door & Window Options

Doors



Wood with X



Wood Garden Shed



Wood Garden Shed with Transom Windows



Wood Carriage House



Wood Rounded



Fiberglass Standard



Fiberglass Tuscan



Fiberglass with Transom Windows



Fiberglass 6-lite



Wood 8'x7' Barn Doors



Fiberglass 9-lite



Fiberglass 9-lite Arched



Fiberglass 11-lite



Fiberglass 15-lite Prehung



Wood 8'x7' Carriage House Barn

Hinge Options



Standard



12" Strap



20" Pinion

Overhead Doors



Standard

4-lite

Colonial

Sunburst

Heritage

Windows



Standard Vertical Slider

Insulated Vertical Slider

Wood Sash

Arched Wood Sash

Short Transom Above Window

Long Transom Above Door

Shutters



Wood Slat

Vinyl Raised Panel

Vinyl Louvered

Color Options

Paint & Stain



Vinyl



Cupolas & Weathervanes



Standard
Available in Wood or Vinyl



Morton
with Copper Top



Ellsworth
with Copper Top



Carlisle
with Copper Top

Metal



Black



Charcoal



Pewter Gray



Bronze



Colonial Red



Evergreen

Standing Seam




Matte Black



Charcoal Gray



Musket Gray



Dark Bronze




Bright Red




Copper Penny


Shingles



Charcoal



Pewter Gray




Williamsburg Slate




Gray




Hunter Green




Hickory



Barkwood



Weathered Wood



Shake Wood



Waterford
with Copper Top



Norwood
with Copper Top



Flying Pig



Eagle



Rooster



Backyard
UNLIMITED
Accessory Structures

855-630-7433 • www.backyardunlimited.com